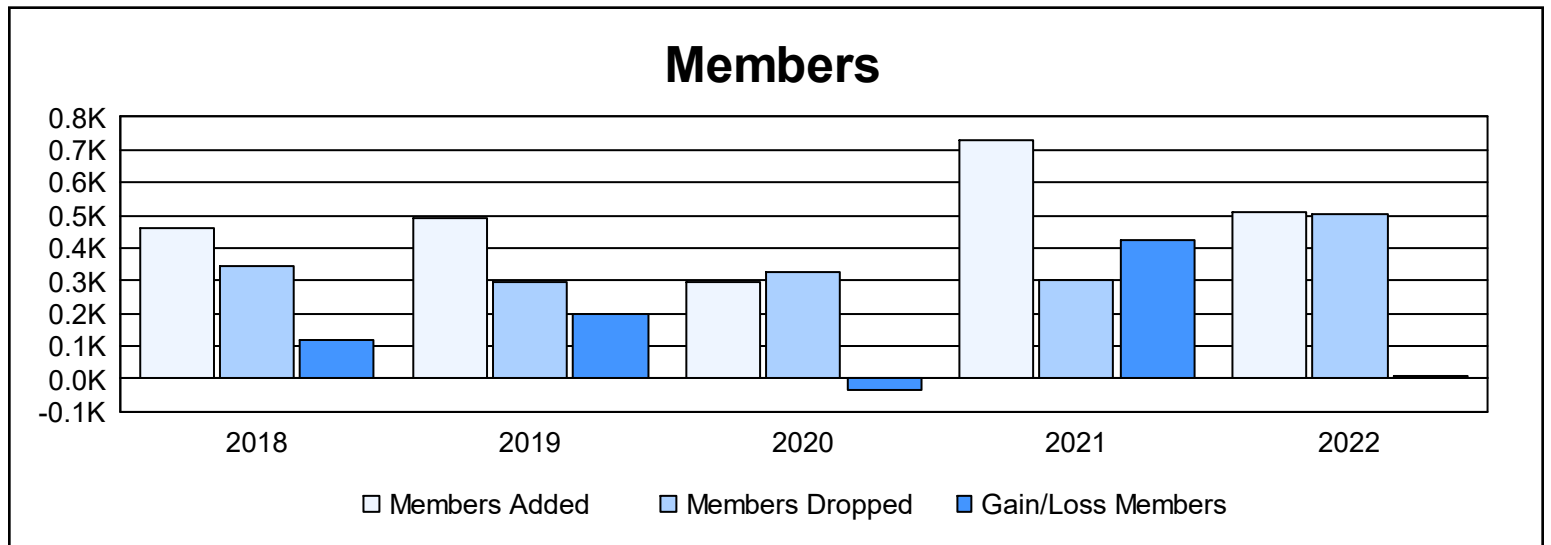
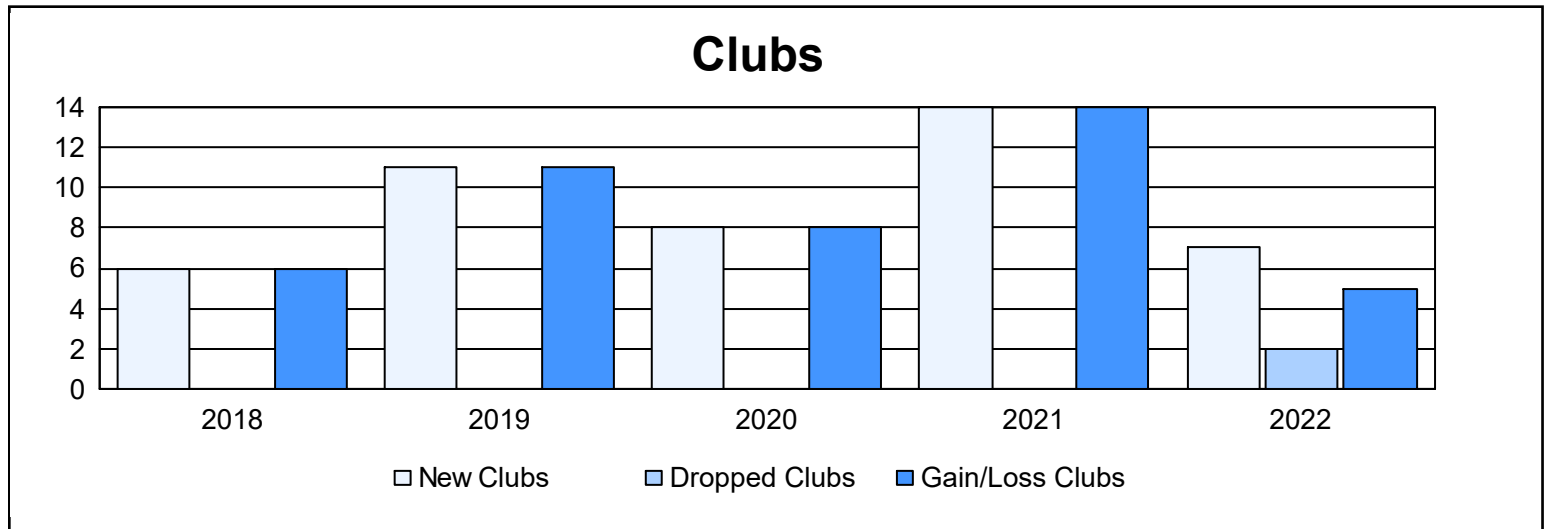
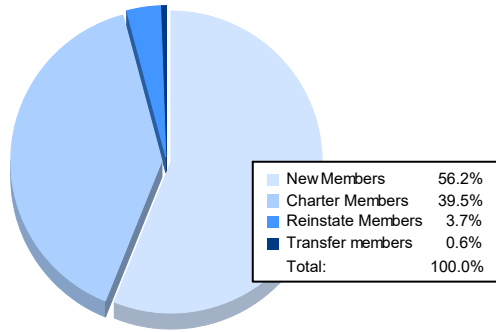


Year	New Clubs	Dropped Clubs	Gain/ Loss Clubs	New Members	Charter Members	Reinstate Members	Transfer Members	Total Member Added	Total Members Dropped	Gain/ Loss Members
2017-2018	6	0	6	273	171	14	1	459	343	116
2018-2019	11	0	11	179	303	10	1	493	293	200
2019-2020	8	0	8	79	197	14	3	293	328	-35
2020-2021	14	0	14	355	366	5	1	727	302	425
2021-2022	7	2	5	287	202	19	3	511	503	8
<b>Average</b>	<b>9</b>	<b>0</b>	<b>9</b>	<b>235</b>	<b>248</b>	<b>12</b>	<b>2</b>	<b>497</b>	<b>354</b>	<b>143</b>



### Membership Composition June 2022 Cumulative



### Gender Composition June 2022 Cumulative

